







2 and 3 Yr Old Nursery Long Term Plan

Themes	Term 1	Term 2	Term 3	Term 4	Term 5	Term 6
	<p style="text-align: center;">All About Me</p>  <p style="text-align: center;">Learning about ourselves, our families and other important adults. Learning about our feelings and our bodies.</p>	<p style="text-align: center;">Let's Celebrate!</p>  <p style="text-align: center;">Learning about festivals such as Bonfire night & Christmas. Learning about seasonal changes</p>	<p style="text-align: center;">People Who Help Us</p>  <p style="text-align: center;">Learning about different professions such as, doctors, police officers and firefighters, shop keepers. Learning about vehicles</p>	<p style="text-align: center;">I Wonder What Happened Before?</p>  <p style="text-align: center;">Learning about their daily routines using words like now and next, before and after. Reinforcing their self care (as part of their routines)</p>	<p style="text-align: center;">Growing and Changing</p>  <p style="text-align: center;">Learning to care for the natural environment and learning animal and plant names.</p>	<p style="text-align: center;">The Big Wide World</p>  <p style="text-align: center;">Learning about where we live. Learning how to use maps and positional language.</p>

Linked Texts	Let's go to nursery Baby Faces margaret Millar Fin out about feelings Ten little fingers and ten little toes Love makes a family	Spot's First Christmas Dear Santa Lift the Flap nativity	Busy board book series Dig dig digging Busy day series Emergency	No more nappies Lets brush our teeth Zeki loves daddy Getting ready The every baby book We're Going on an Egg hunt Oh Dear Fluffy Chick Spots First Easter	Let's go to the farm Busy grow Oh dear Busy grow A Good Place Lucy Cousins Lift and Look bugs	Let's go to the seaside Wheres Spot Who is on the farm? Julia Donaldson Sense books - what can I see hear, smell etc
Experiences	Sharing family photographs Visit to school library Yoga/mindfulness workshop	Christmas singing and craft parent event Visit to school library Visit to school garden Cooking experience	Visit from a dentist police and firefighter and fire engine visit Walk to our local shops to see who works there Visit to school library Visit to school garden	Visit from a baby Sequencing photos of key parts of their days Visit to school library Visit to school garden Cooking experience	Visit to school library Visit to school garden Animal visit Dogs trust/cats protection Planting a seed and watching it grow Caterpillar/butterfly experience	Create a sensory garden outside - plant lavender, rosemary, grasses for sensory exploration. Visit to school library Visit to school garden Reception, meet your new class and teacher, new teacher picnic.
Family Engagement		Parent performance and Christmas craft session. Parents' evening		Parents' evening		Meet your new teacher picnic, home visits from new teachers Reading together a afternoon
Home	Talk about the people	Talk about the special	Talk about the jobs	Sharing memorable	Seed to grow at home	Create all about me

Learning	in your family	festivals and celebrations you have in your family	people do in our community (when we go to the hairdresser/when we are in the shops)	photos		booklet for new teacher.
T4W Fictions texts	Wow said the Owl Brown bear Brown bear Come on Daisy	Postman Bear Hooray for fish Spots First Christmas	Where's Spot Rosie's Walk	On the farm	The Three Little Pigs Dear Zoo	Walking through the Jungle
Poetry	Nursery rhymes					
T4W Fictions texts	Pre writing symbols	Pre writing symbols Information Text: letter of invitation to the parents to come into school for Christmas events	Pre writing symbols	Pre writing symbols Shopping lists Instructions Text: how to make gingerbread	Pre writing symbols Beanstalk report writing	Pre writing symbols Recount Text: recount a trip
Knowledge & skills across the curriculum	<u>Understanding of the World</u> History Able to say who they live with Talk about members of their family and notice similarities and differences RE Comments on recent pictures of experiences in their own life. Harvest celebrations Geography Talk about what they see in their own environment Knows where they live Can explain features of	<u>Understanding of the World</u> RE Comments on pictures of celebrations in their own life. Diwali and Christmas Computing Mark make on paint software on the Interactive Whiteboard Select brushes, colours and rubbers when drawing on paint software Science Understands that the weather changes Can identify what you need to wear for each season	<u>Understanding of the World</u> History Show an interest in different occupations in our local community Talk about different occupations Science Explores how things work (cause and effect) Explores and talks about forces (push/pull)	<u>Understanding of the World</u> History Sequence family members in different ways Comment on fictional characters in stories Notice similarities in characters in stories RE Easter celebrations Knows that there are special places people go in our local area RE Knows that there are special places of worship Easter celebrations Computing	<u>Understanding of the World</u> Science Plants seeds and cares for growing plants with support Can explain the life cycle of a plant (sunflower) and an insect (butterfly) Understands the difference between plants and animals Computing Children can switch a simple device such as a camera/tablet on and off Children can take photos and record videos on the camera/tablet	<u>Understanding of the World</u> RE Knows that there are differences between what people believe Geography Talk about the local environment Science Uses senses in hands on exploration Geography Knows what a map is used for Talk about the local

	<p>other homes</p> <p>Science Explore collections of materials</p> <p>Science Explore collections of materials</p> <p>Explore collections of materials, identifying similar and different properties</p>	<p>Names and orders seasons</p> <p>Understands that the weather changes and that in different countries you have different weather</p>		<p>Can play simple games on the Interactive Whiteboard by pressing buttons</p> <p>Children know to ask for help if needed when using technology (E Safety week)</p> <p>Science Uses senses in hands on exploration</p> <p>Can name their 5 senses</p>		<p>environment</p> <p>Use pictures to explain what life maybe like in for children in other countries</p> <p>Know that we live in Paignton in a country called England</p> <p>Knows there are different countries in the world</p> <p>Explain features on a map</p>
	<p><u>Expressive Art and Design</u> Art Makes marks. Draws circles and lines Draws faces with features and draws enclosed spaces, giving meaning</p> <p>Draws people with a head and circular body but with little detail e.g. no neck</p> <p>DT Explores playdough and rolls, squashes, pinches, twists Builds towers by stackings objects</p> <p>Music Enjoys listening to music Responds to music</p>	<p><u>Expressive Art and Design</u> DT Use glue sticks independently Join items with glue or tape</p> <p>Music Beginning to watch performances for short periods of time Knows some words when singing Sings in a small group</p> <p>Watches dances and performances</p>	<p><u>Expressive Art and Design</u> DT Uses play dough to make things that they give meaning to</p> <p>Builds walls to create enclosed spaces</p> <p>Music Moves to music Copies basic actions</p>	<p><u>Expressive Art and Design</u> Art Use premade paints and name colours Hold a paintbrush Use body parts to paint Use thick brushes to paint</p> <p>Mix primary colours to make secondary colours</p> <p>Music Explores instruments and is beginning to name them (drum, tambourine, maraca, triangle)</p>	<p><u>Expressive Art and Design</u> Art Print with large blocks and larger sponges Print with small blocks, small sponges, fruit, shapes and other resources Children are able to draw things that they observe Children are able to draw simple things from memory</p> <p>Music Explores a wide variety of instruments and can name some of them (tambourine, triangle, shaker, drum, bells)</p>	<p><u>Expressive Art and Design</u> DT Adds other materials to develop models (tissue paper, glitter...) Uses additional textures - children describe as smooth or bumpy and begin to weave</p> <p>Builds simple models using walls, roofs and towers</p>